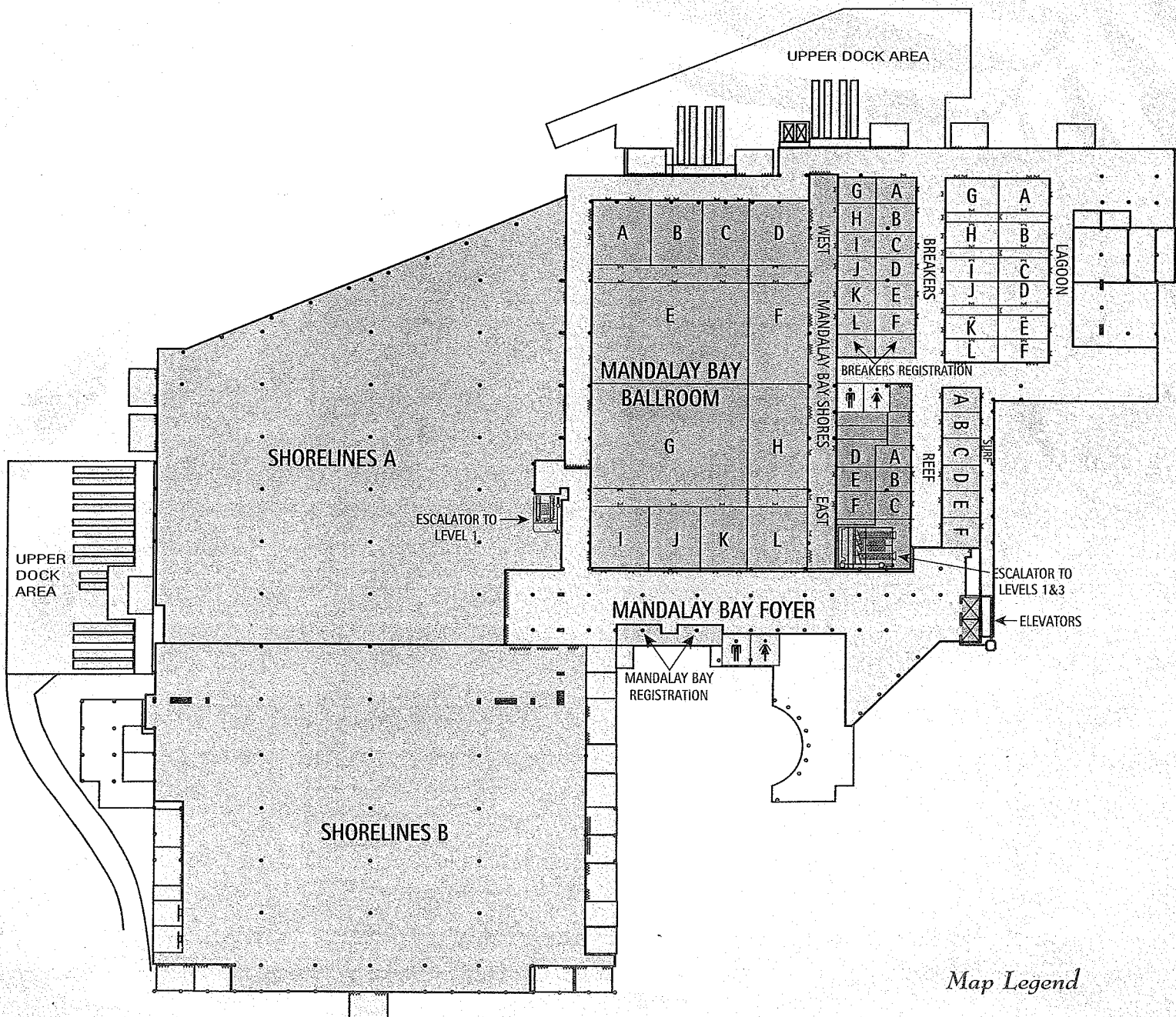





SOUTH CONVENTION CENTER LEVEL 2



Map Legend

- Men's Room 
- Women's Room 
- Telephones 

CAPACITIES

SOUTH CONVENTION CENTER - LEVEL 1

	Square Feet	Dimensions (LxW)	Ceiling Height	10x10	8x10	Sq. Ft. Load Limit	Exhibit Hall Columns 60' Centers
Bayside Foyer	57,636	N/A	N/A	N/A	N/A	N/A	N/A
Bayside Exhibition Hall	576,593		30'	2880	2880	350lbs	
Bayside A	48,822	237' x 206'	30'	244	244	350lbs	
Bayside B	167,883	386' x 447'	30'	826	826	350lbs	
Bayside C	177,938	454' x 396'8"	30'	939	939	350lbs	
Bayside D	181,950	450' x 404'	30'	869	869	350lbs	

CAPACITIES

SOUTH CONVENTION CENTER - LEVEL 2

	Square Feet	Dimensions (LxW)	Ceiling Height	10x10	8x10	Sq. Ft. Load Limit	Exhibit Hall Columns 60' Centers
Shoreline Exhibition Hall	358,138	960' x 376'	30'	1760	1866	350lbs	60' centers east/west
Shoreline A	176,188	451' x 391'	30'	850	850	350lbs	120' centers north/south
Shoreline B	181,950	450' x 404'	30'	910	1016	350lbs	

	Square Feet	Dimensions (LxW)	Ceiling Height	Theatre	Classroom*	Banquet** Rounds	Reception	Conference	Hollow Square
Mandalay Foyer	50,220	540' x 93'	N/A	N/A	N/A	N/A	N/A	N/A	N/A
Mandalay Bay Reg Desk North	1,400	30' x 46'6"	N/A	N/A	N/A	N/A	N/A	N/A	N/A
Mandalay Bay Reg Desk South	1,400	30' x 46'6"	N/A	N/A	N/A	N/A	N/A	N/A	N/A
Mandalay Bay Ballroom	100,014	422' x 237'	30'	8,500	6,668	5,883	8,500	N/A	N/A
Mandalay Bay A	4,778	65' x 73'6"	30'	478	319	288	531	N/A	N/A
Mandalay Bay B	4,116	56' x 73'6"	30'	412	274	242	457	N/A	N/A
Mandalay Bay C	3,749	51' x 73'6"	30'	375	250	216	417	N/A	N/A
Mandalay Bay D	4,778	65' x 73'6"	30'	478	319	288	531	N/A	N/A
Mandalay Bay E	19,780	172' x 115'	30'	1,978	1,319	1,164	2,198	N/A	N/A
Mandalay Bay F	7,475	65' x 115'	30'	748	498	440	831	N/A	N/A
Mandalay Bay G	20,640	172' x 120'	30'	2,064	1,376	1,214	2,293	N/A	N/A
Mandalay Bay H	7,800	65' x 120'	30'	780	520	459	867	N/A	N/A
Mandalay Bay I	4,778	65' x 73'6"	30'	478	319	288	531	N/A	N/A
Mandalay Bay J	4,116	56' x 73'6"	30'	412	274	242	457	N/A	N/A
Mandalay Bay K	3,749	50' x 73'6"	30'	375	250	221	417	N/A	N/A
Mandalay Bay L	4,778	65' x 73'6"	30'	478	319	288	531	N/A	N/A
Mandalay Bay Ballroom				Booths	10x10	8x10	Sq.Ft. Load Limit		
					576	600	150lbs/sqft		

* Classroom seating based on 4 people per 8' table.

** Banquet seating based on 12 people per 72" round table.

Capacities are subject to change based on allowances for head tables, staging, audio/visual and catering requirements.

CAPACITIES

SOUTH CONVENTION CENTER - LEVEL 2 CONTINUED

	Square Feet	Dimensions (LxW)	Ceiling Height	Theatre	Classroom*	Banquet**	Reception	Conference	Hollow Square
Breakers Foyer	2,700	90' x 30'	N/A	N/A	N/A	N/A	N/A	N/A	N/A
Breakers Reg North	1,012	22'5" x 45'	N/A	N/A	N/A	N/A	N/A	N/A	N/A
Breakers Reg South	945	22'6" x 42'	N/A	N/A	N/A	N/A	N/A	N/A	N/A
Breakers	15,400	87' x 177'	18'	1,540	1,027	912	1,711	N/A	N/A
Breakers A	1,238	45' x 27'6"	18'	124	83	73	138		
Breakers B	1,440	45' x 27'6"	18'	144	96	85	160		
Breakers C	1,238	45' x 27'6"	18'	124	83	72	138		
Breakers D	1,238	45' x 27'6"	18'	124	83	72	138		
Breakers E	1,418	45' x 31'6"	18'	142	95	83	158		
Breakers F	1,283	45' x 28'6"	18'	128	86	75	143		
Breakers G	1,155	42' x 27'6"	18'	116	77	72	128		
Breakers H	1,344	42' x 32'	18'	134	90	72	149		
Breakers I	1,155	42' x 27'6"	18'	116	77	68	128		
Breakers J	1,155	42' x 27'6"	18'	116	77	68	128		
Breakers K	1,323	42' x 31'6"	18'	132	88	76	147		
Breakers L	1,197	42' x 28'6"	18'	120	80	76	133		
Surf Foyer	7,200	240' x 30'	N/A	N/A	N/A	N/A	N/A	N/A	N/A
Surf	6,918	44' x 182'6"	18'	692	461	407	769	N/A	N/A
Surf A	1,254	28'6" x 44'	18'	125	84	72	139		
Surf B	1,320	30' x 44'	18'	132	88	84	147		
Surf C	1,320	30' x 44'	18'	132	88	84	147		
Surf D	1,452	30' x 44'	18'	145	97	96	161		
Surf E	1,320	30' x 44'	18'	132	88	84	147		
Surf F	1,452	30' x 44'	18'	145	97	96	161		
Lagoon Foyer North	4,500	150' x 30'	N/A	N/A	N/A	N/A	N/A	N/A	N/A
Lagoon Foyer West	7,200	240' x 30'	N/A	N/A	N/A	N/A	N/A	N/A	N/A
Lagoon	24,219	117' x 270'	18'	2,422	1,615	1,428	2,691	N/A	N/A
Lagoon A	2,016	56' x 36'	18'	202	134	144	224		
Lagoon B	1,484	56' x 29'	18'	148	99	84	165		
Lagoon C	1,484	56' x 26'6"	18'	148	99	84	165		
Lagoon D	1,484	56' x 26'6"	18'	148	99	84	165		
Lagoon E	1,428	56' x 25'6"	18'	143	95	84	159		
Lagoon F	1,456	56' x 26'	18'	146	97	96	162		
Lagoon G	2,196	61' x 36'	18'	220	146	156	244		
Lagoon H	1,769	61' x 29'	18'	177	118	108	197		
Lagoon I	1,617	61' x 26'6"	18'	162	108	96	180		
Lagoon J	1,617	61' x 26'6"	18'	162	108	96	180		
Lagoon K	1,556	61' x 25'6"	18'	156	104	96	173		
Lagoon L	1,586	61' x 26'	18'	159	106	93	176		
Reef	7830	90' x 87'	18'	783	522	461	870	N/A	N/A
Reef A	870	43'6" x 20'	18'	87	58	51	97		
Reef B	1,305	43'6" x 30'	18'	131	87	77	145		
Reef C	1,321	43'6" x 32'6"	18'	132	88	78	147		
Reef D	1,197	43'6" x 27'6"	18'	120	80	70	133		
Reef E	1,305	43'6" x 30'	18'	131	87	77	145		
Reef F	1,414	43'6" x 32'6"	18'	141	94	83	157		

* Classroom seating based on 4 people per 8' table.
 ** Banquet seating based on 12 people per 72" round table.
 Capacities are subject to change based on allowances for head tables, staging, audio/visual and catering requirements.